
	<b>SAP Fiori Implementation</b>	
	Unit Testing Scenario: 001	

Process: Fiori for Display Financial Statement App

Test Cycle: 001

Presented To



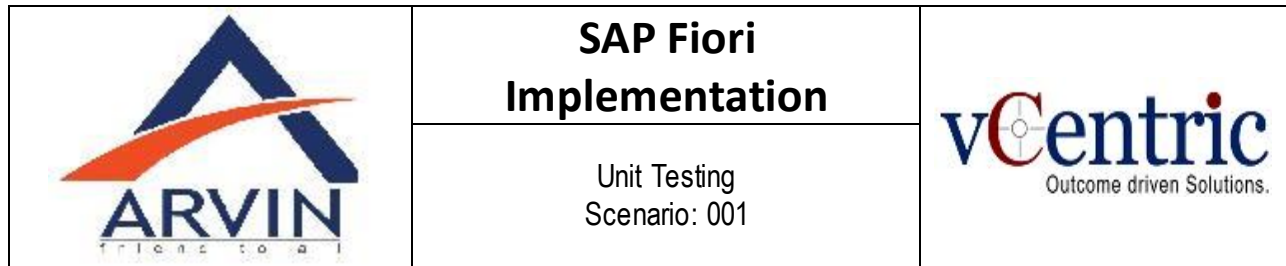
For the Project

SAP Fiori Implementation

By



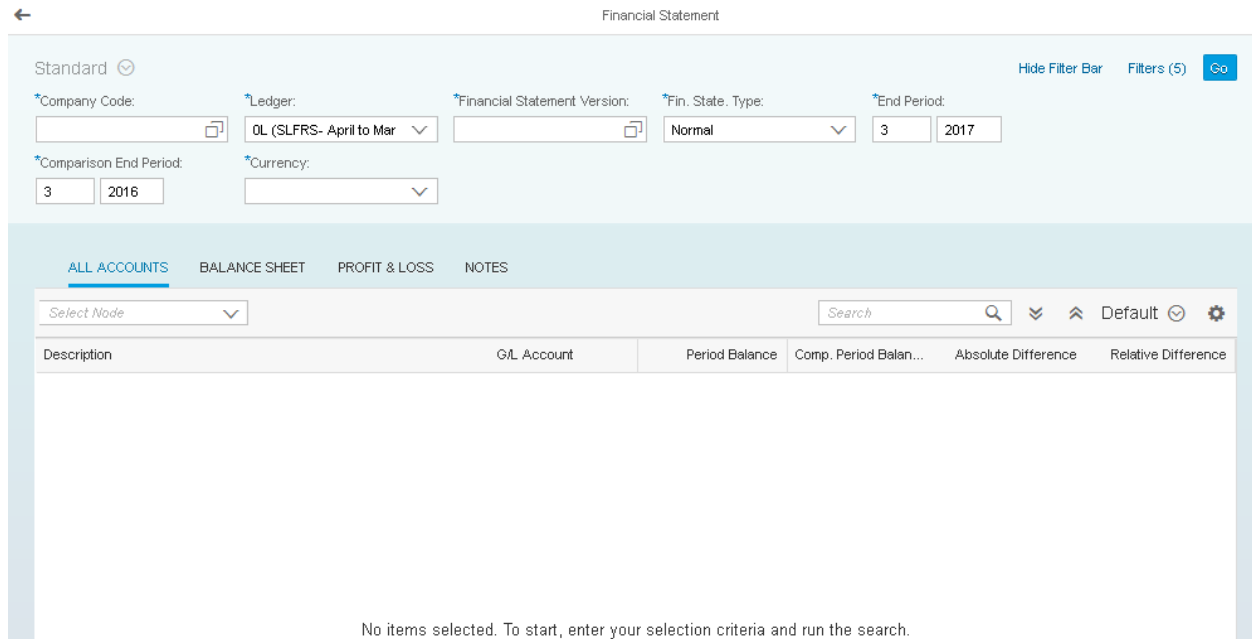
43/A, Road No. 12, M.L.A. Colony, Banjara Hills, Hyderabad – 500034, INDIA  
Tel: +91 40 4455 9999, Fax: +91 40 4455 9900, Website: [www.vcentric.com](http://www.vcentric.com)



This document contains SAP Fiori for Display Financial Statement with Unit Test Cases.



Click on the Display Financial Statement app.



### Search helps

Financial Statement

Standard Hide Filter Bar   Filters (5)   **Go**

\*Company Code:     \*Ledger:     \*Financial Statement Version:     \*Fin. State. Type:     \*End Period:

\*Comparison End Period:     \*Currency:

**ALL ACCOUNTS**   BALANCE SHEET   PROFIT & LOSS   NOTES

Select Node    Search    Default

Description	G/L Account	Period Balance	Comp. Period Balan...	Absolute Difference	Relative Difference
No items selected. To start, enter your selection criteria and run the search.					

Search Help for Company Code. Similarly, do it for other controls.

Select: Company Code

Search    Hide Advanced Search   **Go**

Company Code:     Chart of Accts:

Ledger:

<input type="checkbox"/>	Company Code	Ledger	Company Name	CO Area	Chart of Accts	Local Currency	Fi.Yea...
<input checked="" type="checkbox"/>	1300	Z1	Creasy Foods Ltd	CFLB	CFLB	LKR	V3
<input type="checkbox"/>	1300	ZE	Creasy Foods Ltd	CFLB	CFLB	LKR	V3
<input type="checkbox"/>	1300	0L	Creasy Foods Ltd	CFLB	CFLB	LKR	V3

Selected Items (1)

OK   Cancel

### All account details tab

Financial Statement

Standard ⌵

Hide Filter Bar Filters (8) Go

\*Company Code: 1300 (Creasy Food... ⌵)    \*Ledger: Z1 (SLFRS- Jan to Dec ⌵)    \*Financial Statement Version: 1300 ⌵    \*Fin. State. Type: Normal ⌵    \*End Period: 3 2017

\*Comparison End Period: 3 2016    \*Currency: LKR (Company code ... ⌵)    Account Display: Standard ⌵

**ALL ACCOUNTS** BALANCE SHEET PROFIT & LOSS NOTES

Select Node ⌵    Search 🔍    Default ⌵ ⚙️

Description	GL Account	Period Balance	Comp. Period Balan...	Absolute Difference	Relative Difference
Assets		5,000.00	0.00	5,000.00	0.0
Current Assets		5,000.00	0.00	5,000.00	0.0
Income Statement		-5,000.00	0.00	-5,000.00	0.0
900REV Revenues		-5,000.00	0.00	-5,000.00	0.0
-----		5,000.00	0.00	5,000.00	0.0
13005		-5,000.00	0.00	-5,000.00	0.0

Click on Setting for selecting the column that you need to be view.

Financial Statement

Standard ⌵

Hide Filter Bar Filters (8) Go

\*Company Code: 1300 (Creasy Food... ⌵)    \*Ledger: Z1 (SLFRS- Jan to Dec ⌵)    \*Financial Statement Version: 1300 ⌵    \*Fin. State. Type: Normal ⌵    \*End Period: 3 2017

\*Comparison End Period: 3 2016    \*Currency: LKR (Company code ... ⌵)    Account Display: Standard ⌵

**ALL ACCOUNTS** BALANCE SHEET PROFIT & LOSS

Select Node ⌵    Search 🔍    Default ⌵ ⚙️



Columns

↑ ↓ Search 🔍

- All 🔄
- Description
- GL Account
- Period Balance
- Comp. Period Balance
- Absolute Difference
- Relative Difference

OK Cancel

Description	GL Account	Period Balance	Comp. Period Balan...	Absolute Difference	Relative Difference
Assets		0.00	0.00	5,000.00	0.0
Current Assets		0.00	0.00	5,000.00	0.0
Income Statement		0.00	0.00	-5,000.00	0.0
900REV Revenues		0.00	0.00	-5,000.00	0.0
-----		0.00	0.00	5,000.00	0.0
13005		0.00	0.00	-5,000.00	0.0

	<h2>SAP Fiori Implementation</h2>	
	<p>Unit Testing Scenario: 001</p>	

Click on Balance Sheet tab to view the balance sheet. Similarly do it for other tabs.

Financial Statement

Back

Standard

Hide Filter Bar Filters (8) Go

\*Company Code: 1300 (Creasy Food...)

\*Ledger: Z1 (SLFRS- Jan to Dec)

\*Financial Statement Version: 1300

\*Fin. State. Type: Normal

\*End Period: 3 2017

\*Comparison End Period: 3 2016

\*Currency: LKR (Company code ...)

Account Display: Standard

ALL ACCOUNTS **BALANCE SHEET** PROFIT & LOSS NOTES

Description	G/L Account	Period Balance	Comp. Period Balan...	Absolute Difference	Relative Difference
Assets		5,000.00	0.00	5,000.00	0.0
Current Assets		5,000.00	0.00	5,000.00	0.0
2.2 Trade Receivables		5,000.00	0.00	5,000.00	0.0
Inter Company Customers	0010090020	5,000.00	0.00	5,000.00	0.0

You can use this app to view the financial statement, balance sheet, profit and loss details.